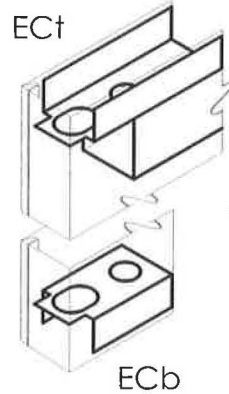
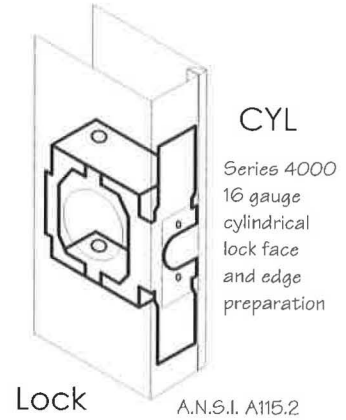


Standard Preparations and Core

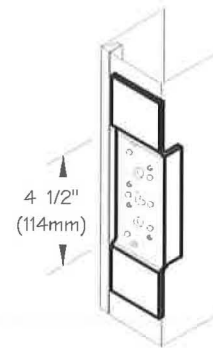


End Channels
 16 gauge inverted welded in at both ends. 16 gauge surface closer reinforcing included at top of handed door or at top and bottom of reversible door

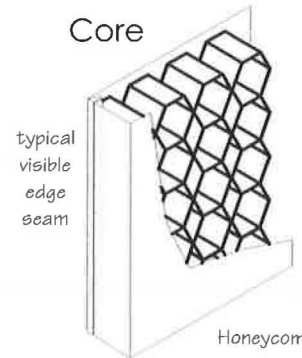


CYL
 Series 4000 16 gauge cylindrical lock face and edge preparation

Lock A.N.S.I. A115.2



DHinge
 typical templated 10 gauge combination standard and heavy weight high frequency hinge preparation



typical visible edge seam

Honeycomb

Specifications

Subject to change without notice

Doors shall be manufactured by Artek Door (1985) Ltd. in product groups LS20, LS18 or LS16.

Product Note. Each product group is available with standard and custom sizes, cores and hardware configurations.

Doors shall be fabricated from Commercial Steel to ASTM A653/A653M with an A40 (ZF120) 'galvanneal' coating.

Product Note. The LS20 group is made in 20 (0.9mm) gauge, the LS18 group in 18 (1.2mm) gauge and the LS16 group in 16 (1.5mm) gauge.

Doors shall be drilled and tapped or reinforced for mortised or surface mounted hardware in accordance with approved Hardware Schedule. Function holes greater than 1" shall be cut by the factory when specified. Mounting and some cylinder holes, may be cut locally.

Doors shall be 1 3/4" (44mm) thick unless otherwise noted.

Product Note. Door thicknesses up to 2 1/4" (57mm) are available. Certain restrictions apply.

Doors shall be flush or panel design with no face seams.

Doors shall have visible, vertical, mechanically locking, adhesive assisted edge seams.

Door edges shall have 1/8" (3mm) bevel over 2" (51mm).

Doors shall have inverted steel channels welded in at both ends.

Doors shall have small cell, Kraft 33 lb. paper honeycomb core with up to 25% recycled content, laminated to both face sheets

Product Note. Polystyrene, Polyurethane, Temperature Rise and Steel Stiffened cores are available.

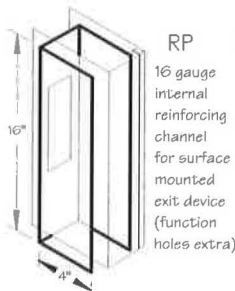
Doors used on the exterior may, when specified, require steel or vinyl top caps installed as protection against weather.

Product Note. Use of top caps is an optional extra and subject to all fire labelling rules.

Doors shall be supplied unprimed and unpainted.

Fire rated doors shall be tested in accordance with ASTM, NFPA and UL standards and carry the mark of and be listed by an independent, recognized and accredited laboratory.

Optional Lock preparations and Cores

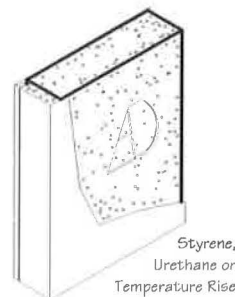


RP
 16 gauge internal reinforcing channel for surface mounted exit device (function holes extra)

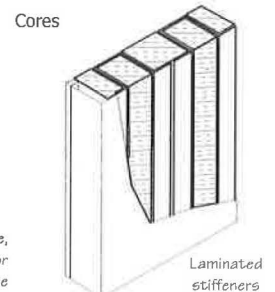
Lock preparations



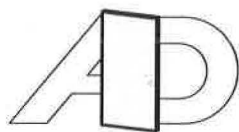
ML
 Series 1000 Mortise Lock preparation, 16ga. channel, 12ga. tabs 2 3/4" backset (function holes extra)
 A.N.S.I. A115.1



Styrene, Urethane or Temperature Rise



Laminated stiffeners



Elevation, Details and Specifications for Flush Hollow Metal Lockseam Doors NMS Section 08100

Artek Door (1985) Limited 1294 South Service Rd. West, Oakville, Ontario, CANADA L6L 5T7

a Canadian manufacturer of standard and custom steel Doors and Frames